


INSTRUCTION MANUAL
Dual Sport Exhaust
Chevy Colorado 2.7L
Crew Cab, Short Bed
PART # 65588



ITEM	PART#	QUANTITY	DESCRIPTION
A	9997011835S	1	3½" HEADPIPE WITH FLANGE
B	9997011836S	1	3½" INTERMEDIATE HEADPIPE
C	11238S	1	CFT MUFFLER
D	9997011837S	1	2.25" PASSENGER SIDE TAILPIPE
E	9997011838S	1	2.25" DRIVER SIDE TAILPIPE
F	500639	2	4" ROLLED EDGE SS TIP
G	4170	2	3½" U-BOLT CLAMP
H	5756	2	2.25" U-BOLT CLAMP
I	BO-906	1	BOLT KIT FOR TAILPIPES

Thank you for purchasing our GIBSON PERFORMANCE EXHAUST SYSTEM for your vehicle.
If you need further assistance, please do not hesitate to call our technical department at
1-800-528-3044 Monday through Friday, 8:00 am to 5:00 pm

EXHAUST INSTALLATION

WHEN INSTALLING THIS EXHAUST SYSTEM MAKE SURE YOU USE ALL THE PROPER SAFETY PRECAUTIONS. USE JACK STAND TO SUPPORT THE TRUCK WHILE OFF THE GROUND. SET THE PARKING BRAKE, BLOCK THE TIRES, AND USE SAFETY GLASSES AND GLOVES.


DO NOT WORK WITH HOT PIPES!

SUGGESTED TOOLS:


HACKSAW, JACKSTAND, 1/2" WRENCH & SOCKET, 9/16" SOCKET & WRENCH, WD-40, MEASURING TAPE



1. To remove your stock exhaust, un-bolt it from the flange then remove hangers from rubber grommets by pulling exhaust towards the rear of the vehicle, use wd-40 to aid in removal, leave grommets in place.



3. Install muffler #c onto headpipe 1 ½" to 2". Use clamp #g to secure muffler to headpipe. Do not tighten. Use a jack stand to hold up the muffler.



2. Install headpipe #a and #b onto stock pipe using factory hardware and clamp #g. Insert welded hanger into rubber grommet. (do not tighten.)



4. Install passenger side # D & driver side tailpipe #E into muffler 1 ½" to 2". Insert hangers into rubber grommets, Use clamps #h to secure pipes to muffler (do not tighten) and use bolt kit #i to secure tailpipes to each other.

5. Install your stainless tips to your desired look. Now go back and tighten all clamps from the front working your way back. After you have checked for clearances go back and tighten all nuts, bolts and clamps.

GIBSON EXHAUST systems are designed on a factory stock vehicle. Any aftermarket products installed could increase the sound levels of this Exhaust. Make sure there is a 1" clearance from ALL rubber brake lines, shock boots, fuel lines, tires, etc to prevent heat related damage or fire.